

# How to Clear Application Data

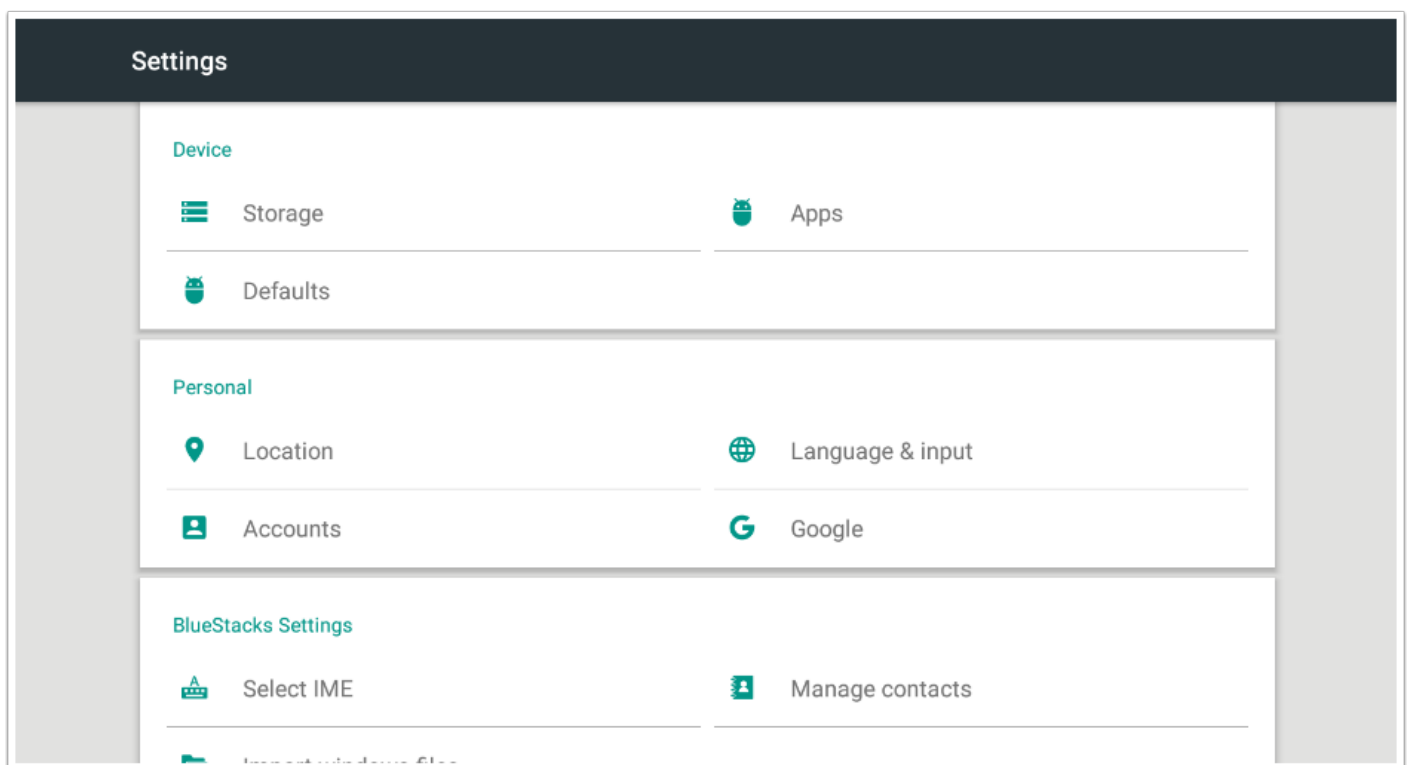
In this article we will discuss how to clear the application data of the mobile application.

The main reason why you would like to clear the application data is if you would like enter another company key to change the application theme.


The instructions in this article only applies to **Android** devices.

Note: Because of the amount of android versions available and all the different devices the steps to clear the application data on your device may vary on your device.

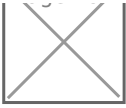
Navigate to your device settings



Then navigate to the **Apps** menus in your settings




Scroll to the Signify Application and select it.



[Zoom:](#)

Now click on **Storage**.



[Zoom:](#)

Select the **CLEAR DATA** button.



[Zoom:](#)

When you are asked are you sure you would like to delete app data select **OK**.



Your app data has now been cleared. When you launch the application again it will ask for a company code.

---

Revision #1

Created 28 March 2021 14:01:53 by Lizette Lotter

Updated 28 March 2021 14:02:25 by Lizette Lotter