

# Version 9.1.74 (25 March 2024)

## Data Warehouse

### Improve handling of DataWarehouse table creation / updates (#112041)

Created a new SSIS package called **CreateTables** that will add all the required tables as this did not exist within the current repo.

### Remove records marked as deleted from V9\_Data Warehouse during daily sync (#108782)

**Problem:**

During the sync from V9 databases to V9\_Datawarehouse, records marked as Deleted still remain in V9\_Datawarehouse.

**Solution:**

Change dtsx packages to remove records marked as Deleted from V9\_Datawarehouse.  
Example: Performance Management Contracts/Periods

---

## Performance Management

### All agreement weights must be validated to be more than 0 (#113018)

**Problem:**

Currently you can add perspectives and KPAs while leaving their weights 0. If you try to submit objectives, an error will be displayed. Only KPI weights are validated.

**Solution:**

Added validation to Perspective and KPA weights to only allow you to add if the weight is more than 0 (if not itemsWeightedOverSection AND not hideScores). A snack message is displayed.

## User can add duplicate review setups (#113022)

**Problem:**

User was able to add duplicate review setups.

**Solution:**

Disable Save button when creating and updating review setups.

---

## Ruleset Management

### Addition of Catalogue menu in V9 for the learning product (#112786)

**Problem:**

The Catalogue menu was not included as part of the Learning Product.

**Solution:**

Add the Catalogue menu to the Ruleset System Menu list. When the Learning Product has been activated, this menu can also now be activated.

### When viewing the integrations tab on ruleset setup, make sure the General tab is selected by default and not payroll (#113171)

**Problem:**

Payroll tab displayed by default.

**Solution:**

Make it so that the General tab displays by default.

---

# People Management

## Styling of pages with large gaps (#112994)

**Problem:**

People Profile pages are not fitting correctly on the screen. There are large grey areas around it.

**Solution:**

Improve some styling on the person profile page, to fit external and normal pages better - filling the entire height of the screen.

## Translation not applied for Username field (#113007)

**Problem:**

The Username label on the employee profile is now displayed as two words instead of one but the translation shows it as one word.

**Solution:**

Ensure correct translation is used for the Username field.

## Unable to give data source access to active report categories on a new tenant's ruleset (#112839)

**Problem:**

Because any new ruleset uses the the datasources/categories from Ruleset/Tenant 1 by default, nothing was returned, because the current Ruleset is not Ruleset 1

**Solution:**

When retrieving data categories, return the categories from Tenant 1 if the ruleset uses the Data Dictionary from Ruleset 1

## Publish the Job Profile of the first user on a new Ruleset (#112780)

### **Problem:**

Default ruleset job was not published.

### **Solution:**

Changed it so that the default ruleset is published.

## Vacant Positions of an Unpublished Job Profile displays the Vacancies Count for User Appointment (#112369)

### **Problem:**

Jobs that were not published displayed in the list.

### **Solution:**

Filter the jobs to those that are published.

---

## New Functionality

### Kudos Development (#107675)

A new button has been added to People Management on the card view:

## People Management



MY TEAM

MY DEPARTMENT


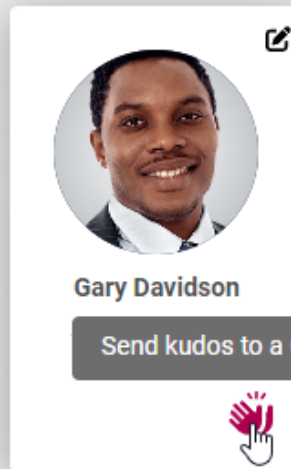

MY COMPANY

MANAGE PEOPLE

in: Lee-Ann R2 | S

abc

A  
B  
C  
D  
E  
F  
G  
H  
I  
J



View Summary

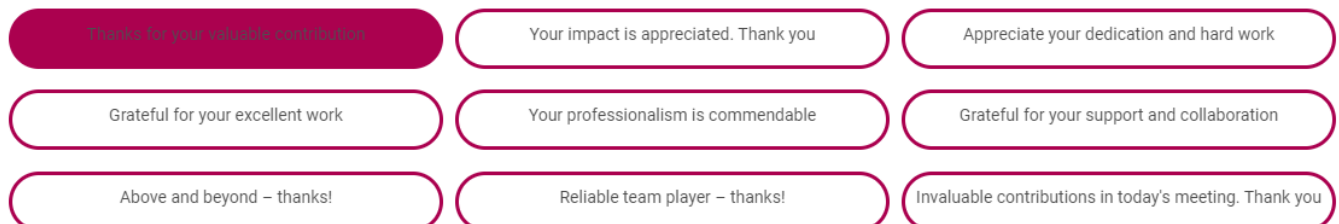
When selected, you will be able to send Kudos to a person. The page that opens is where you select a badge and add a message.

### Pick a Kudo

Step 1: Select a badge



Step 2: Add a message or select a phrase – you can customise the phrase after selecting it



Message \*

Thanks for your valuable contribution

You will be able to edit or delete a kudo within a week after sending it.

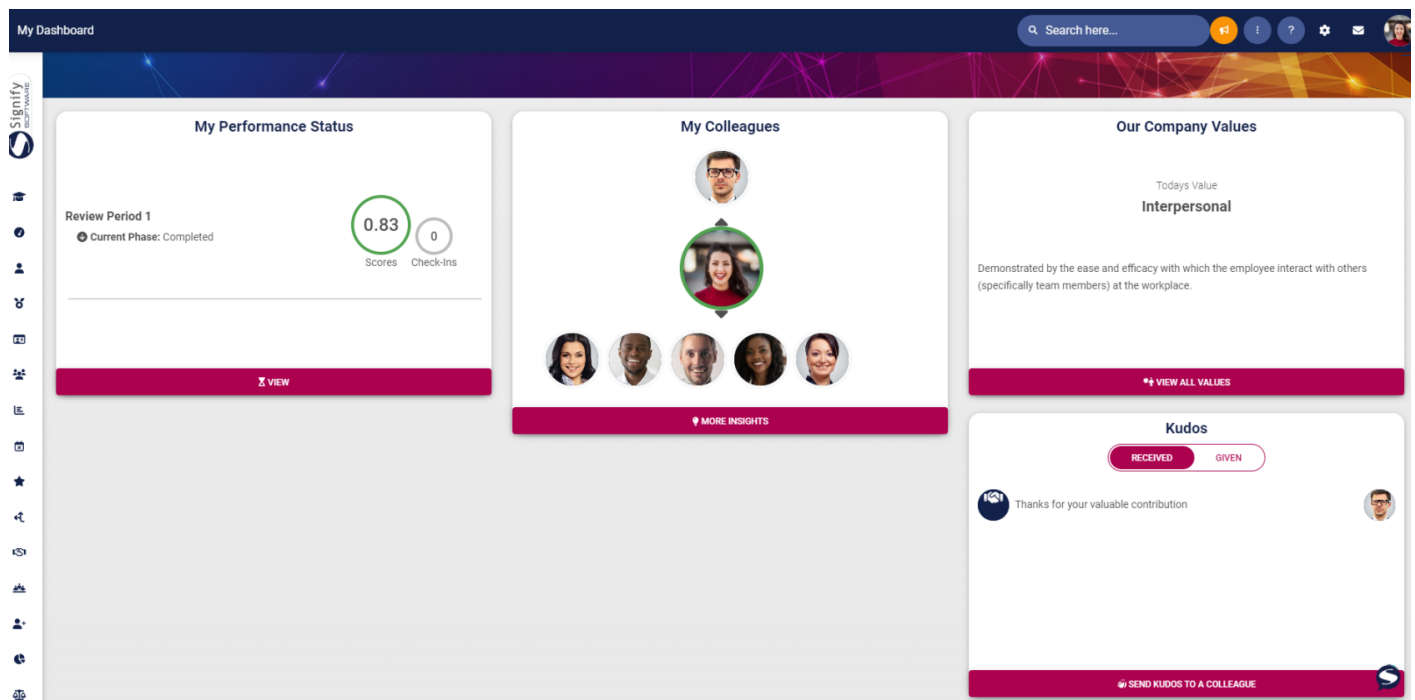
CANCEL

SEND

After sending the Kudos, you can see all Kudos that you received and all Kudos that you sent to others on the Main Dashboard.

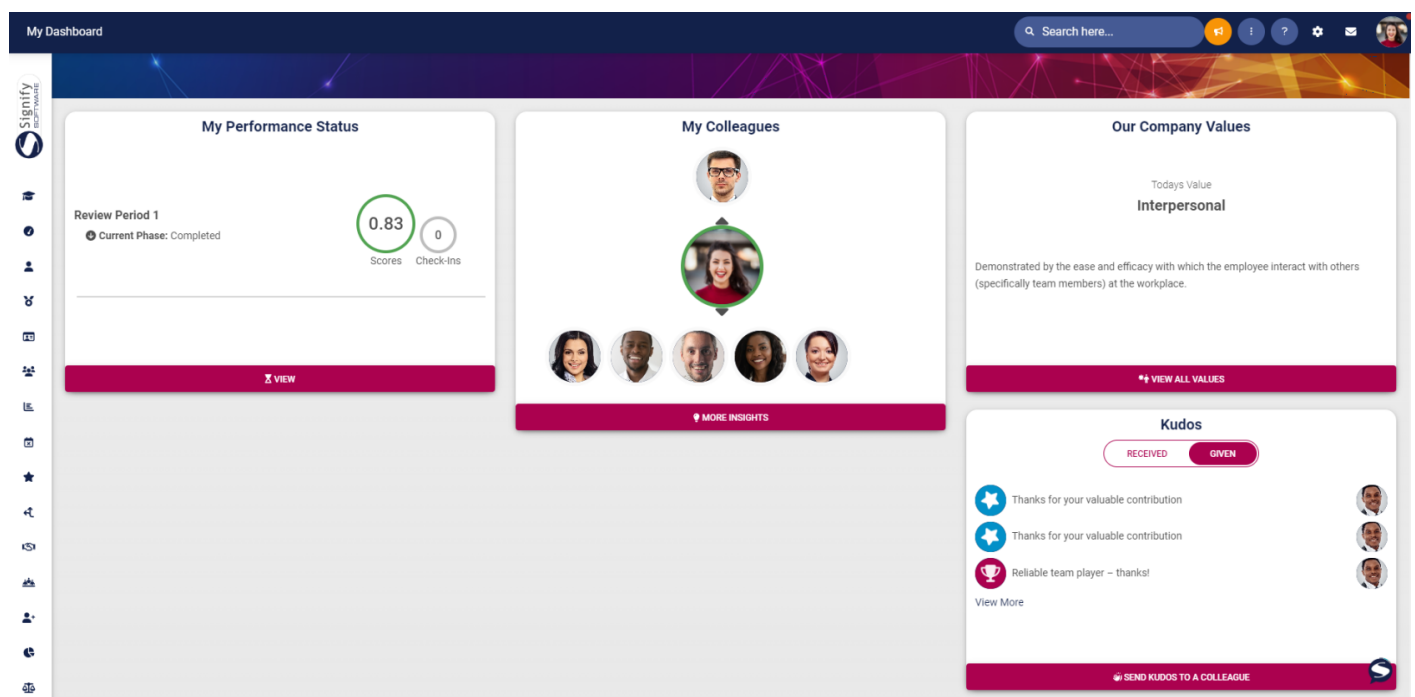
## Received

Top 3 entries are shown



## Given


Top 3 entries are shown





When clicking on the **View More** option, the full details are shown.


Only Kudos given can be deleted or edited withing 7 days of sending it.


Given Kudos


 Thanks for your valuable contribution



 Thanks for your valuable contribution


 Reliable team player – thanks!

 Gary Davidson  
25/03/2024

 Gary Davidson  
25/03/2024

 Gary Davidson  
14/03/2024






CLOSE


When clicking on the Send Kudos to a Colleagues button, the user will be navigated to People Management Dashboard.


Kudos




RECEIVED

GIVEN


 Thanks for your valuable contribution


 Thanks for your valuable contribution

 Reliable team player – thanks!



View More

 SEND KUDOS TO A COLLEAGUE



People Management

Search here...

Signify

Home

People

Departments

Reports

Settings

Help

Logout

MY TEAM

MY DEPARTMENT

MY COMPANY

MANAGE PEOPLE

Include my indirect reportees

CARD VIEW

GRID VIEW

abc

A

B

C

D

E

F

G

H

I

J

K

L

M


N

O

P


Q

R




Gary Davidson

Accounts Clerk




Tammy Lee Dodgen

Financial Director




Nick Harris

Sales Manager




Derek Kotze

Sales Clerk




Sarel Jan Kruger

BUHRM




Kenneth Lomax

Database Admin




Louise Maree

Sales Supervisor




Sarah McCloud

Accountant




Stephnie Mcleod

System Administrator




Pamela Morgan

Accounts Manager




Ruth Mvimbi

Accountant




Anton Naidoo

Accounts Clerk




Isabel Ndzube

HR Officer




Selby Pieters

Tester



Elmarie Schwan

Sales Clerk



Jane Sigfield

System Administrator

Revision #4

Created 15 March 2024 10:58:59 by Lee-Ann Janse van Rensburg

Updated 7 May 2024 02:38:06 by Lee-Ann Janse van Rensburg